

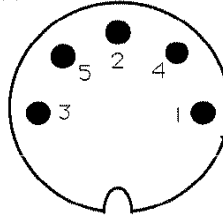
7155

Digital FM/AM Cassette

DIN OUTPUT

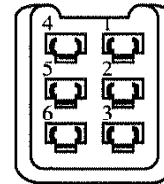
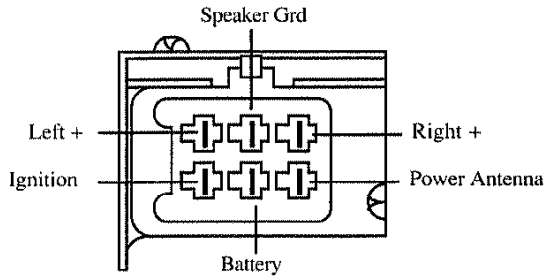
Type 2

- 1 — Open
- 2 — Signal Ground
- 3 — Remote - On
- 4 — Right +
- 5 — Left+



Chassis Connector

Wiring Connector



Unit Side Wiring

Wire Color	Wire Size	Function of Wire	Precautions
Black	16AWG	Chassis Ground	
Large Black	Coax	Antenna Connector	

6-Pin Connector Wiring (P/N — 01T58249F01)

Wire Color	Position	Function of Wire	Precautions
Red	1	+12 Volt Ignition	5 Amp Fuse Holder
	2		
Brown	3	Power Antenna	+12V (Max 600 mA output only)
Green/Yellow	4	Left Positive	
Green/White	5	Left Negative	Common Ground speaker system
Grey/White	5	Right Negative	Common Ground speaker system
Grey/Yellow	6	Right Positive	